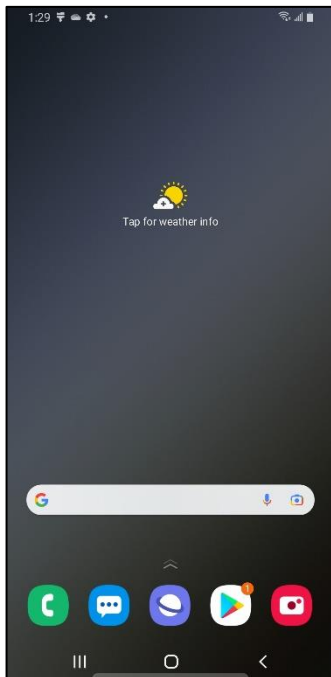
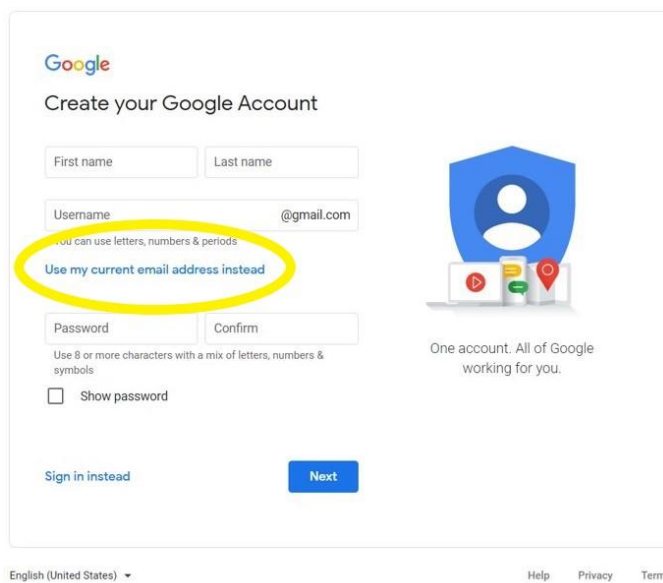


# Google Account Creation

1. Ensure Android phone is powered on and at the HOME screen



2. On your laptop/desktop, access the link to create your Google Account  
<https://accounts.google.com/signup/v2/webcreateaccount?hl=en&flowName=GlifWebSignIn&flowEntry=SignUp>
3. The following screen will appear – Click on **Use my current email address instead**

A screenshot of the Google Account creation page. The page has the Google logo at the top left and the heading "Create your Google Account". There are input fields for "First name", "Last name", "Username", "Password", and "Confirm". The "Username" field has a placeholder "@gmail.com". Below the "Username" field, the text "You can use letters, numbers & periods" is visible. The link "Use my current email address instead" is circled in yellow. To the right of the form is a blue shield icon with a person silhouette and a laptop with icons. Below the icon, the text "One account. All of Google working for you." is displayed. At the bottom left, there is a "Sign in instead" link, and at the bottom right, there is a blue "Next" button. At the very bottom, there is a language selector "English (United States)", and links for "Help", "Privacy", and "Terms".

Please do not print this document, as it is a constantly evolving work in progress. To read more about the Government of Saskatchewan's Go Green program, click [here](#).

4. Fill in fields as per the example below – **ENSURE you use your Government of Saskatchewan email address**  
ie. [john.smith@gov.sk.ca](mailto:john.smith@gov.sk.ca)

Google  
Create your Google Account

First name: John  
Last name: Smith  
Your email address: john.smith@gov.sk.ca  
Create a new Gmail address instead  
password: [masked]  
Show password  
Sign in instead  
Next

One account. All of Google working for you.

English (United States) Help Privacy Terms

5. The following screen will appear. Open **Outlook** on your laptop/desktop.

Google  
Verify your email address

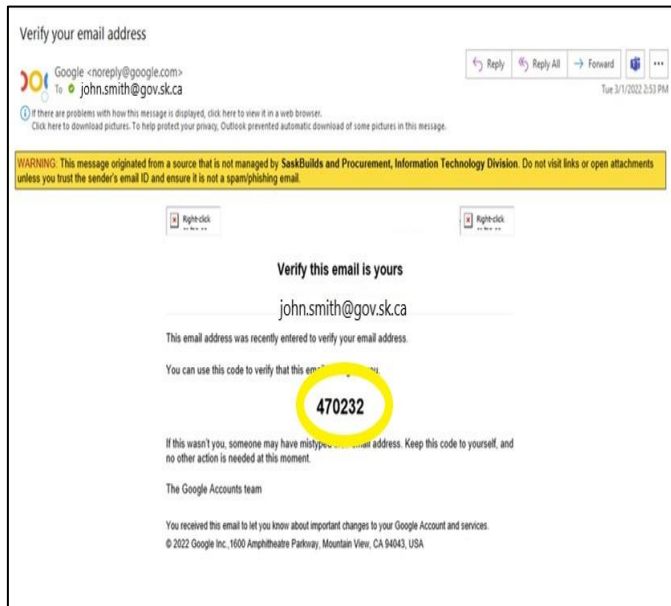
Enter the verification code we sent to john.smith@gov.sk.ca. If you don't see it, check your spam folder.

Enter code  
Back Next

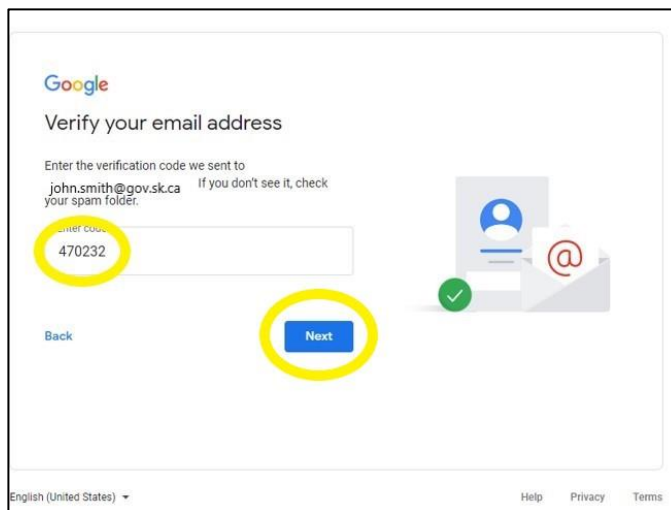
English (United States) Help Privacy Terms

Please do not print this document, as it is a constantly evolving work in progress. To read more about the Government of Saskatchewan's Go Green program, click [here](#).

6. Check for this email in Outlook



7. Enter **Code** from email into screen from step 5 – Click **Next**



Please do not print this document, as it is a constantly evolving work in progress. To read more about the Government of Saskatchewan's Go Green program, click [here](#).

8. Enter your **Mobile number, birthdate, Gender** – Click **Next**

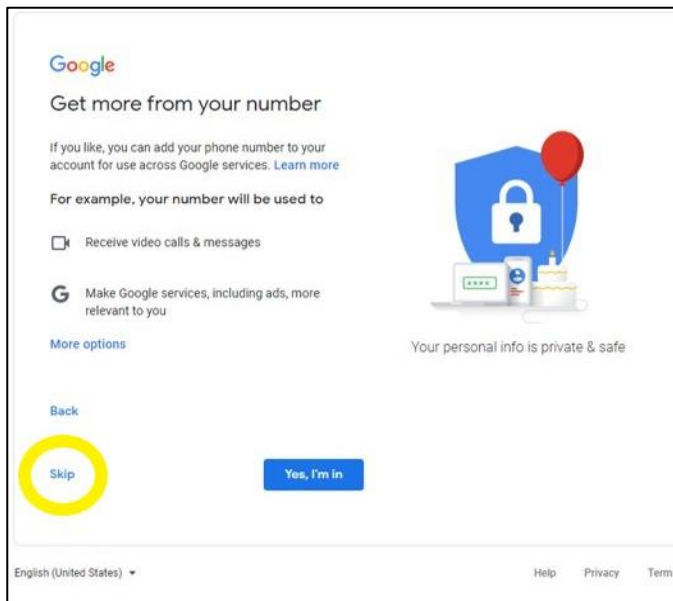
The screenshot shows the Google account creation interface. At the top, it says "John welcome to Google" and "john.smith@gov.sk.ca". Below this is a form to add a phone number. The phone number "3065551212" is entered in a field with a Canadian flag icon to its left. Below the phone number field is a warning: "Google will use this number for account security. Your number won't be visible to others. You can choose later whether to use it for other purposes." To the right of the form is an illustration of a shield with a lock, a laptop, and a smartphone, with the text "Your personal info is private & safe". Below the phone number field are three input fields for birthdate: "Month" (January), "Day" (1), and "Year" (1980). Below these is a "Gender" dropdown menu set to "Male". At the bottom of the form are "Back" and "Next" buttons. The "Next" button is highlighted with a yellow circle. At the bottom of the page, it says "English (United States)" and "Help Privacy Terms".

9. You will receive a text message on your mobile device from Google with a verification code – Enter the **Code** here – Click **Verify**

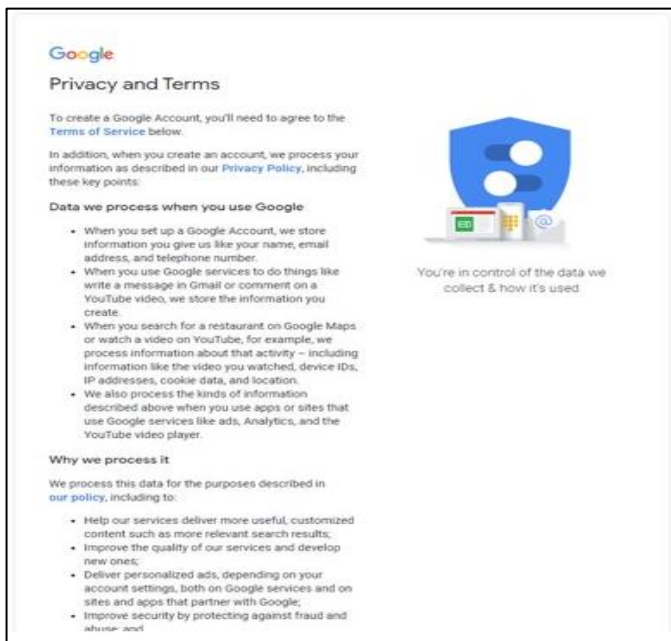
The screenshot shows the Google account creation interface for verifying a phone number. It says "Verify your phone number" and "To make sure this number is yours, Google will send you a text message with a 6-digit verification code. Standard rates apply." Below this is a form with a Canadian flag icon and the phone number "306-555-1212". Below the phone number is a text input field for the verification code, with "113954" entered. To the right of the form is the same illustration of a shield with a lock, a laptop, and a smartphone, with the text "Your personal info is private & safe". Below the verification code field are "Back" and "Verify" buttons. The "Verify" button is highlighted with a yellow circle. At the bottom of the page, it says "English (United States)" and "Help Privacy Terms".

Please do not print this document, as it is a constantly evolving work in progress. To read more about the Government of Saskatchewan's Go Green program, click [here](#).

10. Click **Skip**



11. Scroll to the bottom of this screen – Click **I Agree**  
Google Account is now created – Close this Window



## Tags & Keywords

Android, Google Account Creation

## Document Revision History

| Date       | Change Author   | Notes of Changes   |
|------------|-----------------|--|
|            |                 | Insert blank row after this one for new entry to maintain reverse chronological order. |
|            |                 |  |
| 03-31-2022 | Deborah Howlett | Initial document created.  |

*Please do not print this document, as it is a constantly evolving work in progress. To read more about the Government of Saskatchewan's Go Green program, click [here](#).*

Document Revision: 2022-03-31

Form Revision: 2020-01-14